

Frequently Asked Questions: AGD Mobile App

The app is the best way to receive meeting notifications, schedules, connect with members, etc. There is no printed program onsite.

All attendees have an account/username or been assigned one. AGD staff will have the list of non-member usernames to assist people who cannot log in. No one who is registered for the meeting needs to “Create a Profile.”

How to Download the App

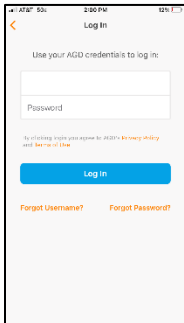
Download the AGD app from the [App store](#) and [Google Play](#).

- **App Search Terms:** AGD General Dentistry
- **App Store:** <https://apps.apple.com/us/app/agd-general-dentists/id1561990075>
- **Google Play:** <https://play.google.com/store/apps/details?id=com.clowder.agd>
- **QR codes are also available to scan.**



Please know that this is a new app. Previous meeting apps will not work, and the new app needs to be downloaded.

APP Login Information



Attendees will need to use their AGD Username (not email address) to log in.

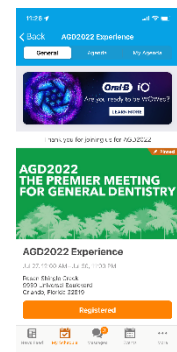
AGD Members: AGD members should use their AGD credentials (username/password) that they use to login to the AGD.org website, or that they used to register for the meeting.

Non-members: Attendees who are not AGD members received an email with their username/password to access the app. They can search for that email using the subject line: “AGD2022: Download the AGD App.”

All AGD2022 attendees have a Username. If the attendee wants to adjust their Profile settings, please encourage them to use “Forget Password.” Creating a new profile may create issues with the Profile that has already been created in our system.

Where to Find AGD2022 Meeting Specific Information

In order to access AGD2022 information, the attendee should select MY SCHEDULE or EVENTS along the bottom row of the app. **AGD2022 Experience** (Green) information will appear first. Click on **AGD2022 Experience** to be directed to the meeting section.

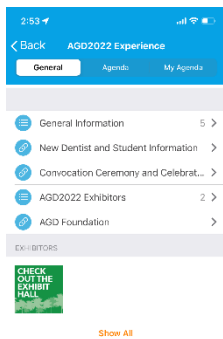
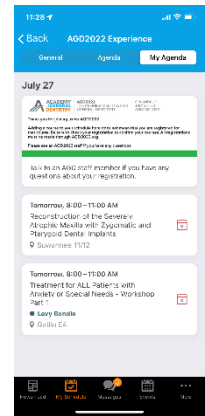


Where Are Courses Listed?

Courses are listed under the **AGD2022/AGENDA** section. Attendees can review course listings and other events in that section. Date, time and room location is included under each listing. At the bottom of each listing, the attendee can select “ADD TO SCHEDULE” to include course in the My Schedule or Phone Calendar.

How is My Schedule Used?

Attendees can add courses to the MY AGENDA section to help plan their schedule. **Please note that adding a course to MY AGENDA does not enroll an attendee in a course.**



How can I find Exhibitors?

Exhibitors are listed in an Exhibitor section on the **AGD2022 Experience** event section and under General Information tab.

Other Issues?

See one of our team members if you need additional information.



AGD App Users: Looking for Meeting Information?

Scan here to go directly to AGD2022 Information:



Haven't Downloaded the App Yet? Scan the Codes Below to Get Started.

Download the AGD app from the [App store](#) and [Google Play](#).

- **App Search Terms:** AGD General Dentistry
- **App Store:** <https://apps.apple.com/us/app/agd-general-dentists/id1561990075>
- **Google Play:** <https://play.google.com/store/apps/details?id=com.clowder.agd>

Or scan the codes below to download the app.



Apple iOS



Andriod